

2022 MCCLAIN COUNTY ASSESSOR'S OFFICE REPORT TO THE EXCISE BOARD

07/25/2022

City/Village								
DISTRICT	DESCRIPTION	PERSONAL PROPERTY	REAL PROPERTY	PUBLIC SERVICE	TOTAL VALUATION	HOMESTEAD EXEMPTIONS	OTHER EXEMPTIONS	NET VALUATION
T008	Byars City	36,981	582,002	121,255	740,238	48,458	2,502	689,278
T009	Goldsby City	829,449	26,598,731	662,049	28,090,229	396,357	829,292	26,864,580
T01	Dibble City	165,807	2,174,703	503,166	2,843,676	75,732	96,635	2,671,309
T02	Rosedale City	0	221,840	38,473	260,313	12,000	27,361	220,952
T03	Wayne City	26,891	1,497,314	269,580	1,793,785	89,735	7,663	1,696,387
T04	Washington City	134,648	2,611,934	406,015	3,152,597	65,000	173,344	2,914,253
T05	Newcastle City	3,900,884	123,426,108	26,034,247	153,361,239	2,062,874	4,428,545	146,869,820
T06	Blanchard City	1,195,300	40,127,995	1,561,809	42,885,104	907,313	1,506,067	40,471,724
T07	Purcell City	2,982,810	40,073,871	1,623,539	44,680,220	976,888	840,197	42,863,135
CITY/VILLAGE TOTAL VALUATION		9,272,770	237,314,498	31,220,133	277,807,401	4,634,357	7,911,606	265,261,438

County								
DISTRICT	DESCRIPTION	PERSONAL PROPERTY	REAL PROPERTY	PUBLIC SERVICE	TOTAL VALUATION	HOMESTEAD EXEMPTIONS	OTHER EXEMPTIONS	NET VALUATION
C001	McClain County General	42,960,476	362,905,271	52,099,235	457,964,982	7,657,231	12,768,764	437,538,987
COUNTY TOTAL VALUATION		42,960,476	362,905,271	52,099,235	457,964,982	7,657,231	12,768,764	437,538,987

Other								
DISTRICT	DESCRIPTION	PERSONAL PROPERTY	REAL PROPERTY	PUBLIC SERVICE	TOTAL VALUATION	HOMESTEAD EXEMPTIONS	OTHER EXEMPTIONS	NET VALUATION
EMS	EMS	22,973,254	204,255,568	33,008,298	260,237,120	4,148,814	8,042,713	248,045,593
OTHER TOTAL VALUATION		22,973,254	204,255,568	33,008,298	260,237,120	4,148,814	8,042,713	248,045,593

School								
DISTRICT	DESCRIPTION	PERSONAL PROPERTY	REAL PROPERTY	PUBLIC SERVICE	TOTAL VALUATION	HOMESTEAD EXEMPTIONS	OTHER EXEMPTIONS	NET VALUATION
SI001	Newcastle School	7,228,085	117,540,580	27,533,856	152,302,521	2,027,874	4,044,093	146,230,554
SI002	Dibble School	8,307,484	19,530,261	1,938,093	29,775,838	669,627	1,121,946	27,984,265
SI005	Washington School	4,449,603	41,299,740	3,918,905	49,668,248	886,192	1,411,533	47,370,523
SI010	Wayne School	3,029,416	20,163,385	8,445,268	31,638,069	690,677	513,731	30,433,661
SI015	Purcell School	4,622,941	51,845,225	4,105,454	60,573,620	1,239,301	1,255,496	58,078,823
SI029	Blanchard School	7,437,685	67,184,727	3,536,349	78,158,761	1,451,313	2,876,674	73,830,774

2022 MCCLAIN COUNTY ASSESSOR'S OFFICE REPORT TO THE EXCISE BOARD

07/25/2022

SJ005	Paoli School	40,637	499,930	433,989	974,556	7,000	0	967,556
SJ007	Maysville School	185,980	984,088	226,104	1,396,172	46,000	92,159	1,258,013
SJ009	Lindsay School	3,853,738	5,400,378	1,315,328	10,569,444	163,247	197,414	10,208,783
SJ029	Norman School	2,901,827	34,751,464	383,932	38,037,223	348,000	1,107,143	36,582,080
SJ049	Stratford School	37,340	706,299	108,361	852,000	22,000	43,454	786,546
SJ056	Alex School	768,768	395,867	74,550	1,239,185	10,000	17,532	1,211,653
SJ095	Bridgecreek School	37,711	2,039,059	30,458	2,107,228	77,000	76,628	1,953,600
SJ112	Asher School	59,261	564,268	48,588	672,117	19,000	10,961	642,156
SCHOOL TOTAL VALUATION		42,960,476	362,905,271	52,099,235	457,964,982	7,657,231	12,768,764	437,538,987

TIF-District

DISTRICT	DESCRIPTION	PERSONAL PROPERTY	REAL PROPERTY	PUBLIC SERVICE	TOTAL VALUATION	HOMESTEAD EXEMPTIONS	OTHER EXEMPTIONS	NET VALUATION
TF001	Blan City TIF	26,177	150,521	0	353,395	0	0	353,395
TIF-DISTRICT TOTAL VALUATION		26,177	150,521	0	353,395	0	0	353,395

Vo-Tech

DISTRICT	DESCRIPTION	PERSONAL PROPERTY	REAL PROPERTY	PUBLIC SERVICE	TOTAL VALUATION	HOMESTEAD EXEMPTIONS	OTHER EXEMPTIONS	NET VALUATION
VT05	Gordon Cooper Tech	59,261	564,268	48,588	672,117	19,000	10,961	642,156
VT06	Canadian Valley Tech	768,768	395,867	74,550	1,239,185	10,000	17,532	1,211,653
VT08	Mid-America Tech Center	39,230,620	327,193,672	51,592,165	418,016,457	7,280,231	11,633,128	399,103,098
VT17	Norman-Moore Tech Center	2,901,827	34,751,464	383,932	38,037,223	348,000	1,107,143	36,582,080
VO-TECH TOTAL VALUATION		42,960,476	362,905,271	52,099,235	457,964,982	7,657,231	12,768,764	437,538,987

2022 MCCLAIN COUNTY ASSESSOR'S OFFICE REPORT TO THE EXCISE BOARD

07/25/2022

I, Kendal Sacchieri, Assessor of McClain County Oklahoma, do hereby certify that the foregoing is a true and correct statement of valuations for Real Estate, Personal Property, Public Service and Homestead Exemptions as certified by the State Board of Equalization and shown by the records in the County Assessor's office. Subscribed by my name and affixed the seal of the County Assessors office on this day of 07/25/2022.

State of Oklahoma)
) SS
McClain County)

Kendal Sacchieri 7/25/2022

Kendal Sacchieri
County Assessor
McClain County



I, , County Clerk of McClain County Oklahoma, do hereby certify that the above is a true, correct and complete list of the valuations of McClain County Oklahoma as certified by the McClain County Assessor's office.

Sam Beecher 7/25/2022

County Clerk
McClain County



Excise Board:

Cindy Scott Bill Hammer Amy Sharp

8-1-22
Date

Real	Count	Value
Agricultural	0	0
Commercial	14	23,392
Residential	215	558,610
Total Real Value	229	582,002
Homestead	46	48,458
Veteran	1	2,502
Other	0	0
Total Exempt	50	50,960

TIF Increment Value

Net Assessed 531,042

Net Assessed Under Protest

Senior Freeze	6	28,459
Capped Parcels	209	322,638

Personal	Count	Value
Agricultural	5	8,745
Commercial	3	22,381
Mobile Home	5	6,055
Total Personal	13	37,181
Total Exempt	2	200

TIF Increment Value

Net Assessed 36,981

Net Assessed Under Protest

Public Service	Count	Value
Total PS Value	6	121,255

TIF Increment Value

Net Assessed 121,255

District Totals

Total Gross Value	740,438
Homestead Loss	48,458
Other Exemption Loss	2,702

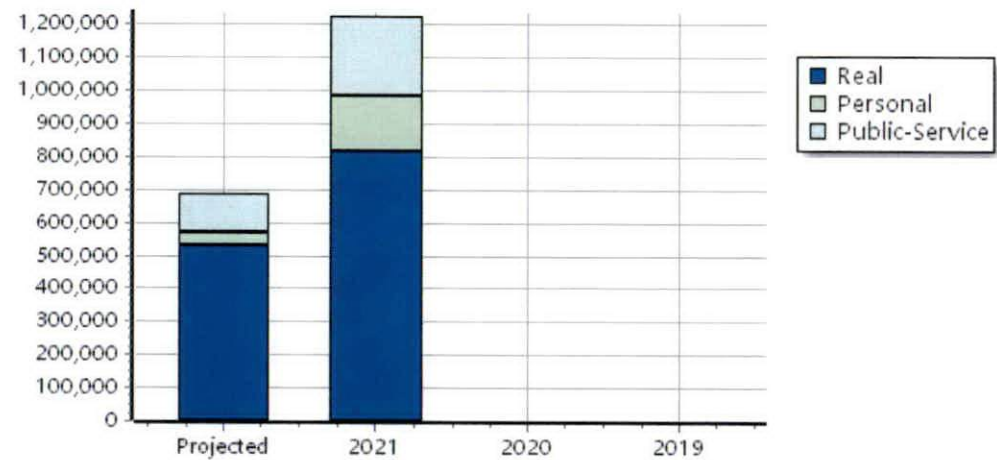
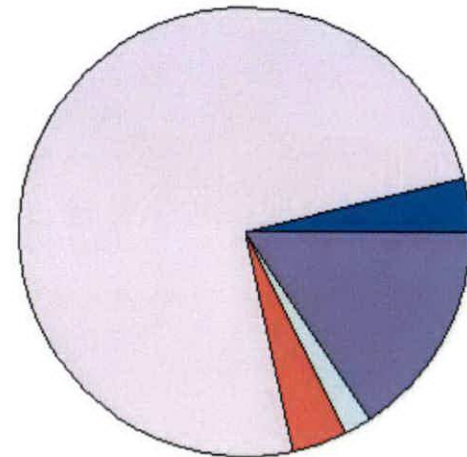
TIF Increment Value

Retained TIF Value

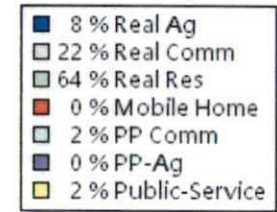
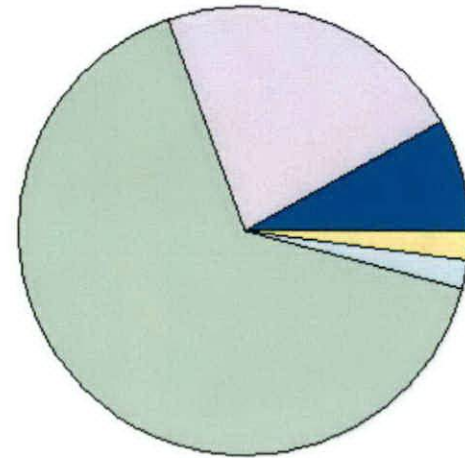
Net Assessed Value 689,278

Net Assessed Under Protest

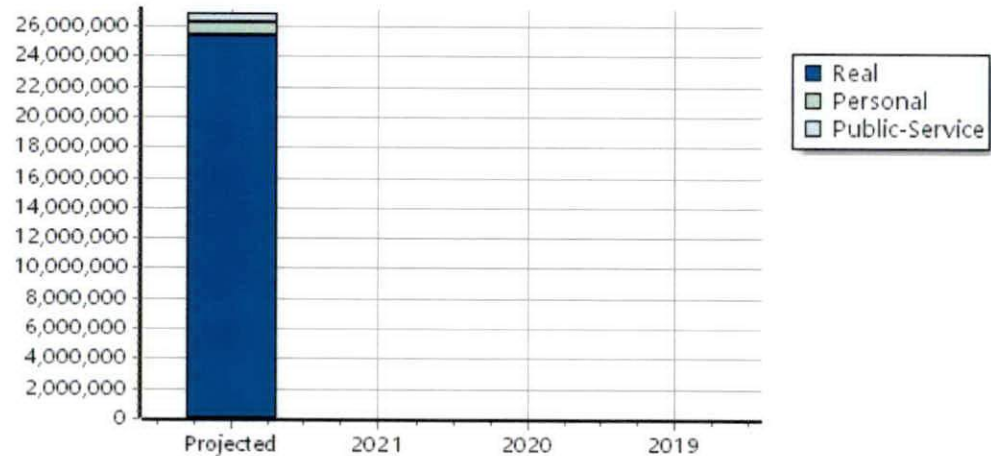
* Public Service Protests Values are not included on this report.



Real	Count	Value
Agricultural	268	2,377,348
Commercial	134	6,194,437
Residential	974	18,026,946
Total Real Value	1,376	26,598,731
Homestead	395	396,357
Veteran	31	829,292
Other	0	0
Total Exempt	428	1,225,649
TIF Increment Value		
Net Assessed		25,373,082
Net Assessed Under Protest		
Senior Freeze	33	447,595
Capped Parcels	847	8,349,490




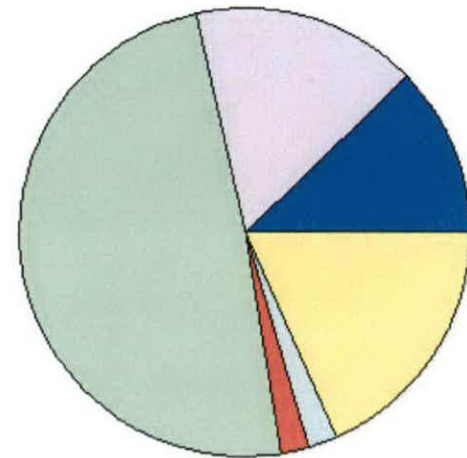
Personal	Count	Value
Agricultural	44	131,679
Commercial	9	514,178
Mobile Home	117	184,292
Total Personal	170	830,149
Total Exempt	5	700
TIF Increment Value		
Net Assessed		829,449
Net Assessed Under Protest		
Public Service		
Total PS Value	14	662,049
TIF Increment Value		
Net Assessed		662,049



District Totals	
Total Gross Value	28,090,929
Homestead Loss	396,357
Other Exemption Loss	829,992
TIF Increment Value	
Retained TIF Value	
Net Assessed Value	26,864,580
Net Assessed Under Protest	

* Public Service Protests Values are not included on this report.

Real	Count	Value
Agricultural	86	363,151
Commercial	16	473,161
Residential	299	1,338,391
Total Real Value	401	2,174,703
Homestead	71	75,732
Veteran	16	96,635
Other	0	0
Total Exempt	92	172,367



TIF Increment Value

Net Assessed 2,002,336

Net Assessed Under Protest

Senior Freeze	16	115,397
Capped Parcels	351	1,448,165

Personal	Count	Value
Agricultural	9	23,364
Commercial	12	69,015
Mobile Home	29	73,728
Total Personal	50	166,107
Total Exempt	3	300

TIF Increment Value

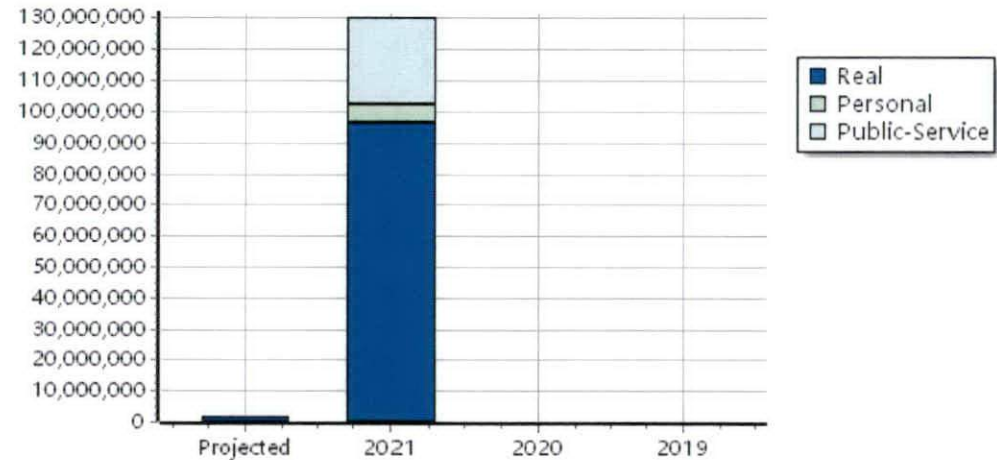
Net Assessed 165,807

Net Assessed Under Protest

Public Service	Count	Value
Total PS Value	13	503,166

TIF Increment Value

Net Assessed 503,166



District Totals

Total Gross Value 2,843,976

Homestead Loss 75,732

Other Exemption Loss 96,935

TIF Increment Value

Retained TIF Value

Net Assessed Value 2,671,309

Net Assessed Under Protest

* Public Service Protests Values are not included on this report.

Real	Count	Value
Agricultural	0	0
Commercial	1	203
Residential	54	221,637
Total Real Value	55	221,840
Homestead	12	12,000
Veteran	4	27,361
Other	0	0
Total Exempt	16	39,361

TIF Increment Value

Net Assessed 182,479

Net Assessed Under Protest

Senior Freeze	2	7,161
Capped Parcels	51	71,380

Personal	Count	Value
Agricultural	0	0
Commercial	0	0
Mobile Home	0	0
Total Personal	0	0
Total Exempt	0	0

TIF Increment Value

Net Assessed 0

Net Assessed Under Protest

Public Service	Count	Value
Total PS Value	3	38,473

TIF Increment Value

Net Assessed 38,473

District Totals

Total Gross Value	260,313
Homestead Loss	12,000
Other Exemption Loss	27,361

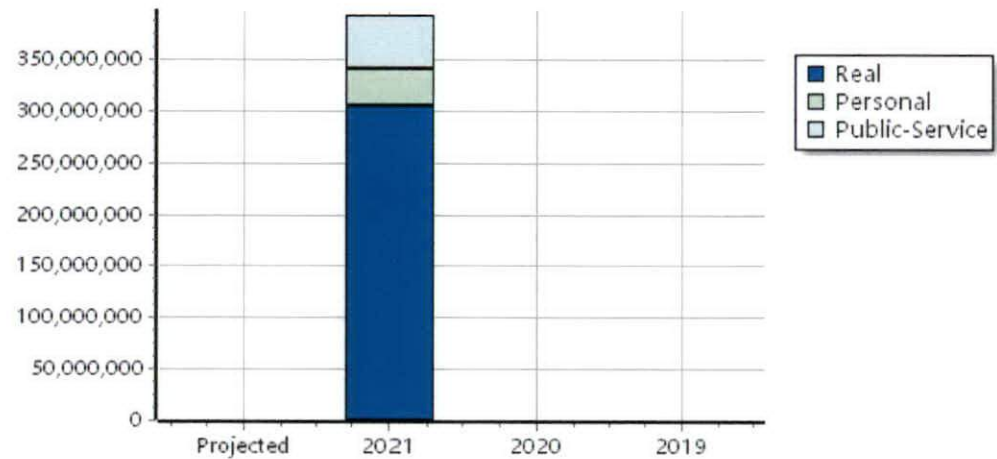
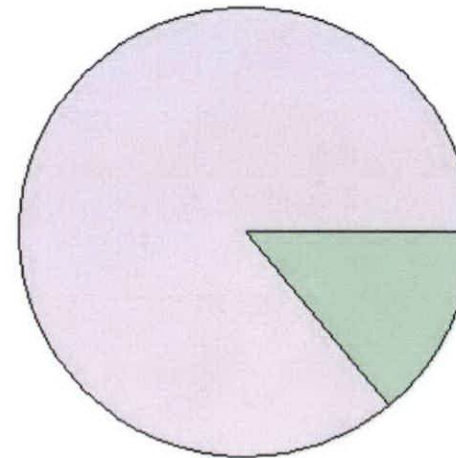
TIF Increment Value

Retained TIF Value

Net Assessed Value 220,952

Net Assessed Under Protest

* Public Service Protests Values are not included on this report.



Real	Count	Value
Agricultural	1	589
Commercial	24	198,048
Residential	276	1,298,677
Total Real Value	301	1,497,314
Homestead	84	89,735
Veteran	2	7,663
Other	0	0
Total Exempt	93	97,398

TIF Increment Value

Net Assessed 1,399,916

Net Assessed Under Protest

Senior Freeze	11	28,816
Capped Parcels	211	511,658

Personal	Count	Value
Agricultural	2	874
Commercial	7	13,458
Mobile Home	6	12,759
Total Personal	15	27,091
Total Exempt	2	200

TIF Increment Value

Net Assessed 26,891

Net Assessed Under Protest

Public Service	Count	Value
Total PS Value	9	269,580

TIF Increment Value

Net Assessed 269,580

District Totals

Total Gross Value	1,793,985
Homestead Loss	89,735
Other Exemption Loss	7,863

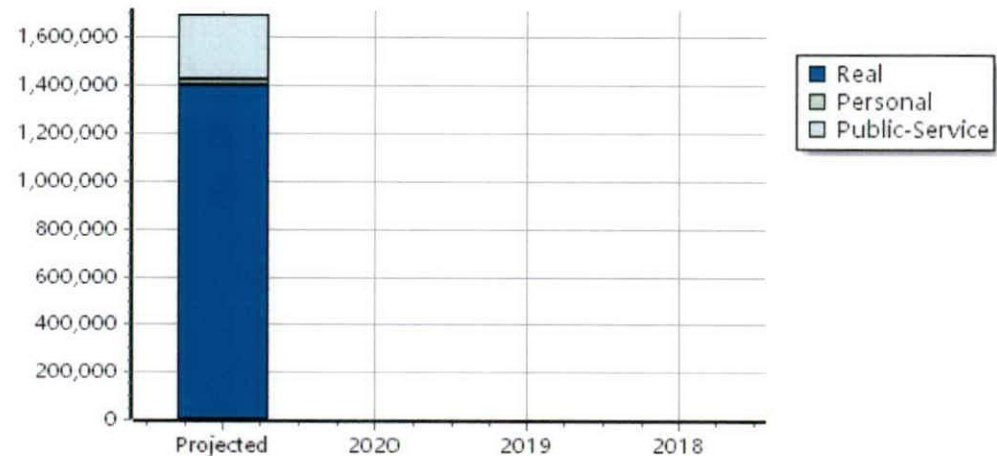

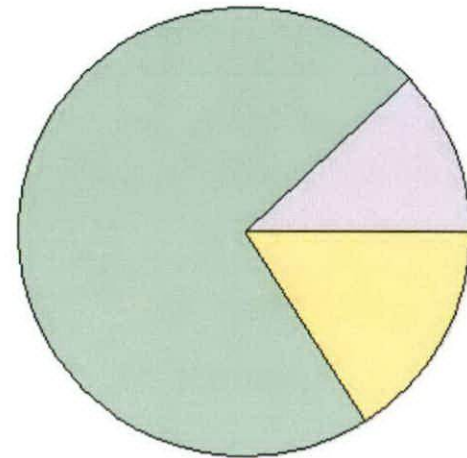
TIF Increment Value

Retained TIF Value

Net Assessed Value 1,696,387

Net Assessed Under Protest

* Public Service Protests Values are not included on this report.



Real	Count	Value
Agricultural	0	0
Commercial	30	203,784
Residential	239	2,408,150
Total Real Value	269	2,611,934
Homestead	64	65,000
Veteran	8	173,344
Other	0	0
Total Exempt	73	238,344

TIF Increment Value

Net Assessed 2,373,590

Net Assessed Under Protest

Senior Freeze	8	90,427
Capped Parcels	236	968,356

Personal	Count	Value
Agricultural	3	7,348
Commercial	10	121,269
Mobile Home	10	6,131
Total Personal	23	134,748
Total Exempt	1	100

TIF Increment Value

Net Assessed 134,648

Net Assessed Under Protest

Public Service	Count	Value
Total PS Value	14	406,015

TIF Increment Value

Net Assessed 406,015

District Totals

Total Gross Value	3,152,697
Homestead Loss	65,000
Other Exemption Loss	173,444

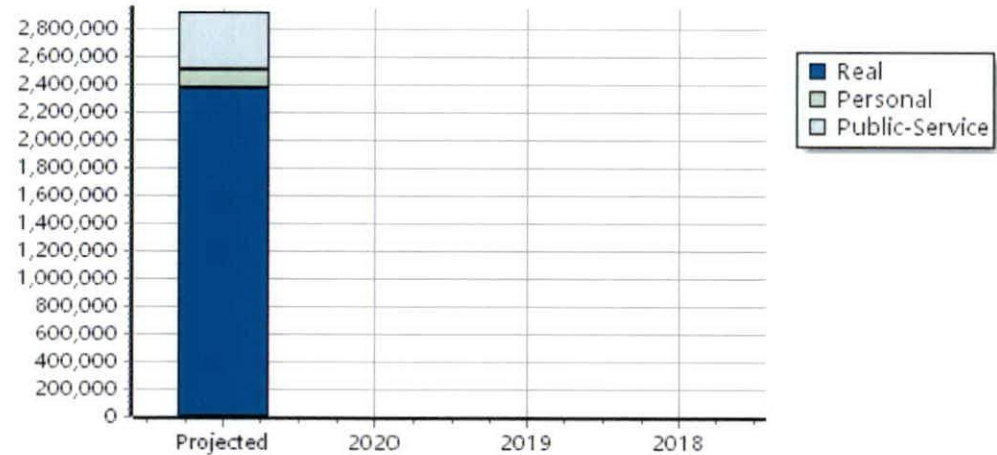
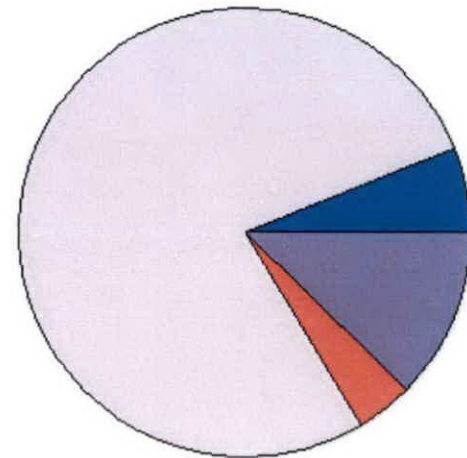
TIF Increment Value

Retained TIF Value


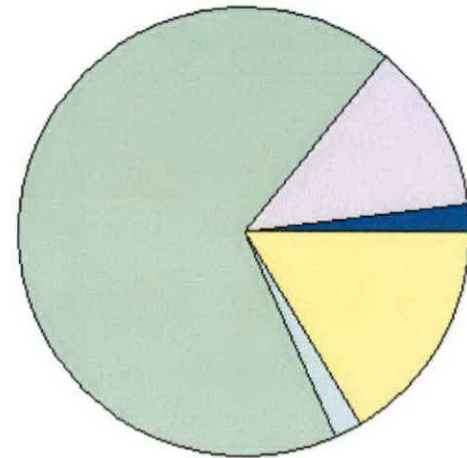
Net Assessed Value 2,914,253

Net Assessed Under Protest

* Public Service Protests Values are not included on this report.



Real	Count	Value
Agricultural	376	3,489,474
Commercial	350	18,105,890
Residential	5,251	101,830,744
Total Real Value	5,977	123,426,108
Homestead	2,038	2,062,874
Veteran	168	4,428,545
Other	0	0
Total Exempt	2,231	6,491,419



TIF Increment Value

Net Assessed 116,934,689

Net Assessed Under Protest

Senior Freeze	227	1,149,599
Capped Parcels	2,197	14,485,139

Personal	Count	Value
Agricultural	146	280,112
Commercial	227	3,405,993
Mobile Home	108	219,182
Total Personal	481	3,905,287
Total Exempt	45	4,403

TIF Increment Value

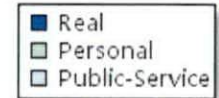
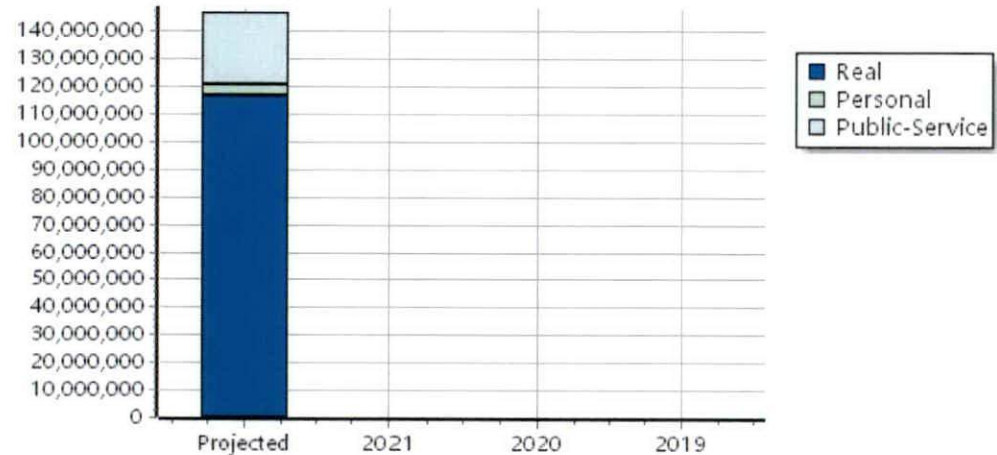
Net Assessed 3,900,884

Net Assessed Under Protest

Public Service	Count	Value
Total PS Value	26	26,034,247

TIF Increment Value

Net Assessed 26,034,247



District Totals

Total Gross Value	153,365,642
Homestead Loss	2,062,874
Other Exemption Loss	4,432,948

TIF Increment Value

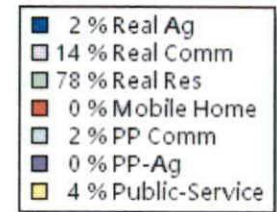
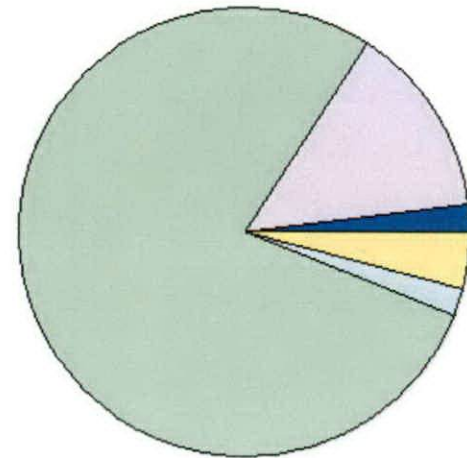
Retained TIF Value

Net Assessed Value 146,869,820

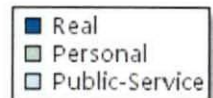
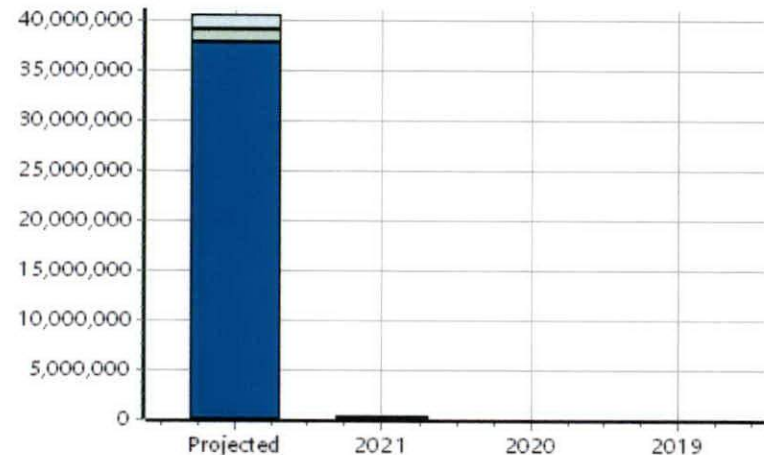
Net Assessed Under Protest

* Public Service Protests Values are not included on this report.

Real	Count	Value
Agricultural	62	658,546
Commercial	188	6,062,983
Residential	2,110	33,556,987
Total Real Value	2,360	40,278,516
Homestead	884	907,313
Veteran	61	1,506,067
Other	0	0
Total Exempt	970	2,413,380
TIF Increment Value		150,521
Net Assessed		37,714,615
Net Assessed Under Protest		
Senior Freeze	130	964,879
Capped Parcels	1,728	9,957,726



Personal	Count	Value
Agricultural	15	25,019
Commercial	116	1,133,639
Mobile Home	33	63,119
Total Personal	164	1,221,777
Total Exempt	3	300
TIF Increment Value		26,177
Net Assessed		1,195,300
Net Assessed Under Protest		



Public Service	Count	Value
Total PS Value	15	1,561,809
TIF Increment Value		0
Net Assessed		1,561,809

District Totals	
Total Gross Value	43,062,102
Homestead Loss	907,313
Other Exemption Loss	1,506,367
TIF Increment Value	176,698
Retained TIF Value	
Net Assessed Value	40,471,724
Net Assessed Under Protest	

* Public Service Protests Values are not included on this report.

TIF Project Summary						
Code	Description	Expires	Base Value	Increment Value	Retained Inc	Total Value
1	Blan City TIF	2032	648,072	176,698		1,001,467
Total TIF Valuation :			648,072	176,698	0	1,001,467

Real	Count	Value
Agricultural	51	437,436
Commercial	386	11,362,502
Residential	2,752	28,273,933
Total Real Value	3,189	40,073,871

Homestead	944	976,888
Veteran	54	840,197
Other	0	0
Total Exempt	1,031	1,817,085

TIF Increment Value

Net Assessed 38,256,786

Net Assessed Under Protest

Senior Freeze	176	1,124,122
Capped Parcels	2,564	12,633,016

Personal	Count	Value
Agricultural	15	20,748
Commercial	240	2,742,403
Mobile Home	162	221,307
Total Personal	417	2,984,458

Total Exempt 6 1,648

TIF Increment Value

Net Assessed 2,982,810

Net Assessed Under Protest

Public Service	Count	Value
Total PS Value	27	1,623,539

TIF Increment Value

Net Assessed 1,623,539

District Totals

Total Gross Value	44,681,868
Homestead Loss	976,888
Other Exemption Loss	841,845

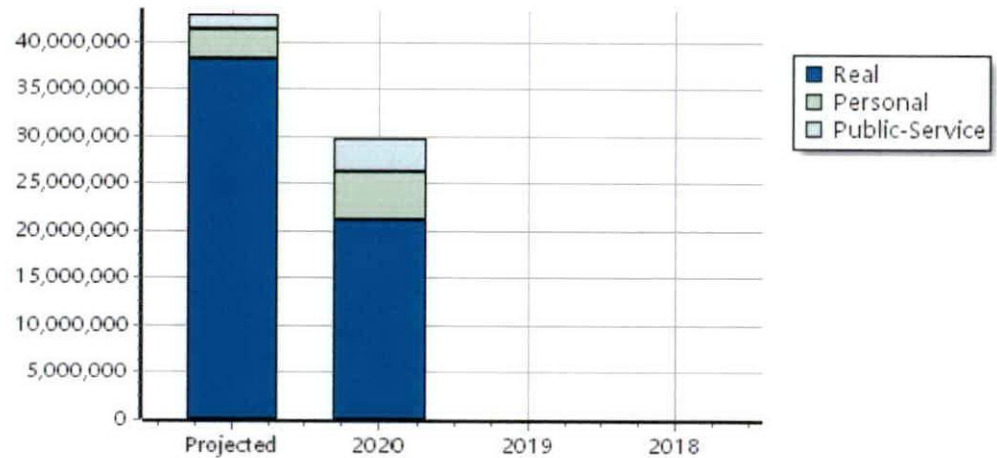
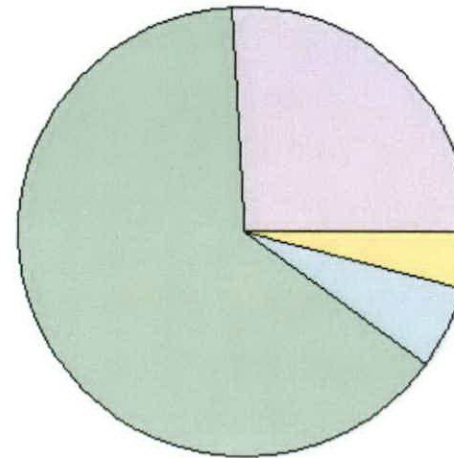
TIF Increment Value

Retained TIF Value


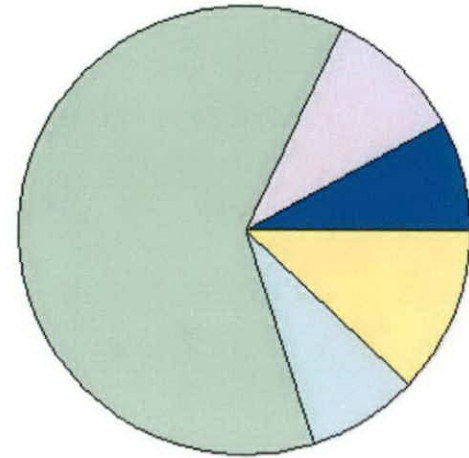
Net Assessed Value 42,863,135

Net Assessed Under Protest

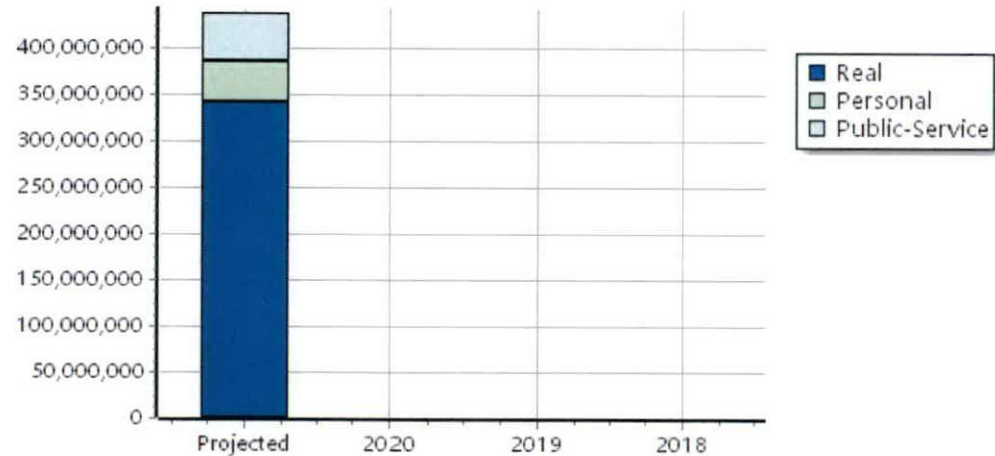
* Public Service Protests Values are not included on this report.



Real	Count	Value
Agricultural	3,975	32,562,948
Commercial	1,331	49,375,738
Residential	19,386	281,117,106
Total Real Value	24,692	363,055,792
Homestead	7,505	7,657,231
Veteran	589	12,768,764
Other	1	27,500
Total Exempt	8,256	20,425,995
TIF Increment Value		150,521
Net Assessed		342,479,276
Net Assessed Under Protest		
Senior Freeze	923	6,763,275
Capped Parcels	15,133	91,817,463



Personal	Count	Value
Agricultural	1,311	3,283,740
Commercial	1,355	36,618,562
Mobile Home	1,416	3,187,461
Total Personal	4,082	43,089,763
Total Exempt	360	103,110
TIF Increment Value		26,177
Net Assessed		42,960,476
Net Assessed Under Protest		
Public Service	Count	Value
Total PS Value	335	52,099,235
TIF Increment Value		0
Net Assessed		52,099,235


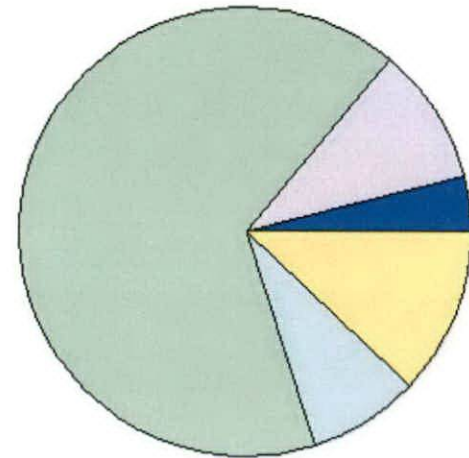


District Totals	
Total Gross Value	458,244,790
Homestead Loss	7,657,231
Other Exemption Loss	12,871,874
TIF Increment Value	176,698
Retained TIF Value	
Net Assessed Value	437,538,987
Net Assessed Under Protest	

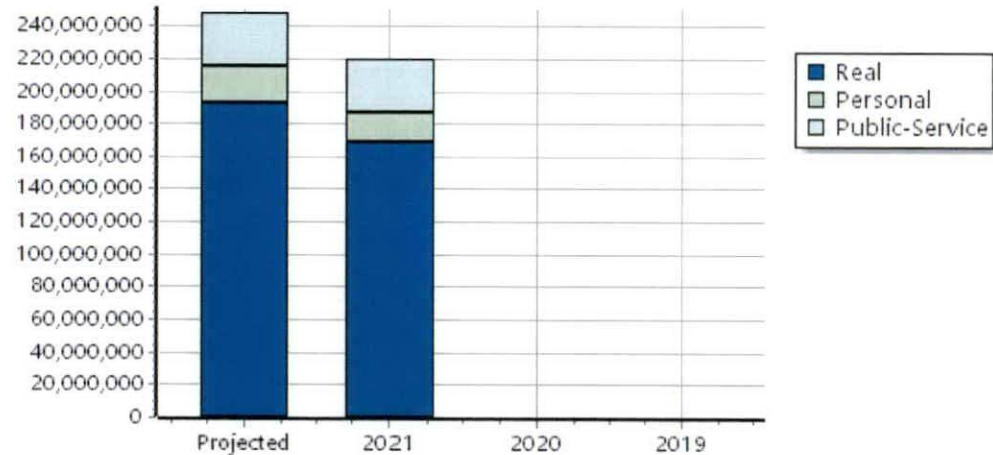
TIF Project Summary						
Code	Description	Expires	Base Value	Increment Value	Retained Inc	Total Value
1	Blan City TIF	2032	648,072	176,698		1,001,467
Total TIF Valuation :			648,072	176,698	0	1,001,467

* Public Service Protests Values are not included on this report.

Real	Count	Value
Agricultural	1,134	8,929,184
Commercial	618	26,061,903
Residential	10,559	169,415,002
Total Real Value	12,311	204,406,089
Homestead	4,075	4,148,814
Veteran	352	8,042,713
Other	0	0
Total Exempt	4,505	12,191,527
TIF Increment Value		150,521
Net Assessed		192,064,041
Net Assessed Under Protest		
Senior Freeze	497	3,352,655
Capped Parcels	6,805	40,243,313



Personal	Count	Value
Agricultural	449	975,467
Commercial	624	20,435,289
Mobile Home	640	1,604,904
Total Personal	1,713	23,015,660
Total Exempt	130	16,229
TIF Increment Value		26,177
Net Assessed		22,973,254
Net Assessed Under Protest		
Public Service	Count	Value
Total PS Value	102	33,008,298
TIF Increment Value		0
Net Assessed		33,008,298

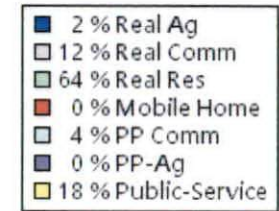
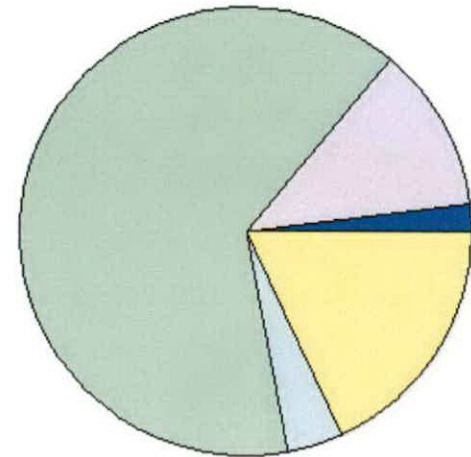


District Totals	
Total Gross Value	260,430,047
Homestead Loss	4,148,814
Other Exemption Loss	8,058,942
TIF Increment Value	176,698
Retained TIF Value	
Net Assessed Value	248,045,593
Net Assessed Under Protest	

TIF Project Summary						
Code	Description	Expires	Base Value	Increment Value	Retained Inc	Total Value
1	Blan City TIF	2032	648,072	176,698		1,001,467
Total TIF Valuation :			648,072	176,698	0	1,001,467

* Public Service Protests Values are not included on this report.

Real	Count	Value
Agricultural	351	3,481,454
Commercial	333	17,480,994
Residential	5,172	96,578,132
Total Real Value	5,856	117,540,580
Homestead	2,002	2,027,874
Veteran	158	4,044,093
Other	0	0
Total Exempt	2,186	6,071,967



TIF Increment Value

Net Assessed 111,468,613

Net Assessed Under Protest

Senior Freeze	229	1,178,588
Capped Parcels	2,171	13,976,200

Personal	Count	Value
Agricultural	152	366,612
Commercial	319	6,592,345
Mobile Home	135	275,360
Total Personal	606	7,234,317
Total Exempt	50	6,232

TIF Increment Value

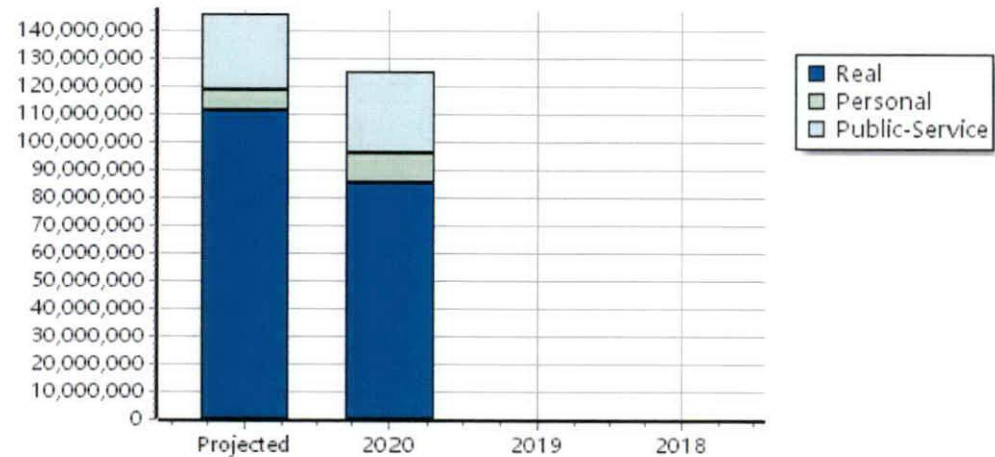
Net Assessed 7,228,085

Net Assessed Under Protest

Public Service	Count	Value
Total PS Value	38	27,533,856

TIF Increment Value

Net Assessed 27,533,856



District Totals

Total Gross Value	152,308,753
Homestead Loss	2,027,874
Other Exemption Loss	4,050,325

TIF Increment Value

Retained TIF Value

Net Assessed Value 146,230,554

Net Assessed Under Protest

* Public Service Protests Values are not included on this report.

Real	Count	Value
Agricultural	479	3,144,185
Commercial	40	817,204
Residential	1,887	15,568,872
Total Real Value	2,406	19,530,261
Homestead	649	669,627
Veteran	77	1,121,946
Other	0	0
Total Exempt	749	1,791,573

TIF Increment Value

Net Assessed 17,738,688

Net Assessed Under Protest

Senior Freeze	83	759,130
Capped Parcels	1,921	10,185,286

Personal	Count	Value
Agricultural	190	395,455
Commercial	76	6,956,071
Mobile Home	362	962,216
Total Personal	628	8,313,742
Total Exempt	46	6,258

TIF Increment Value

Net Assessed 8,307,484

Net Assessed Under Protest

Public Service	Count	Value
Total PS Value	30	1,938,093

TIF Increment Value

Net Assessed 1,938,093

District Totals

Total Gross Value	29,782,096
Homestead Loss	669,627
Other Exemption Loss	1,128,204

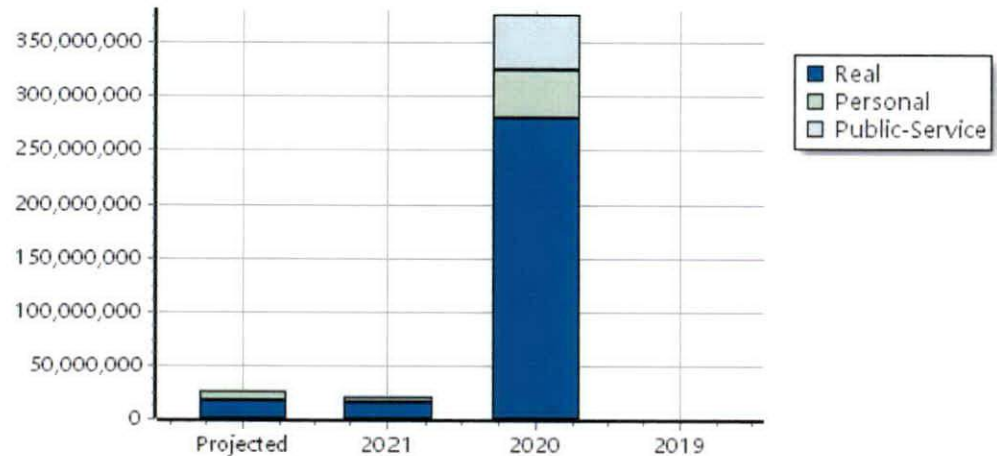
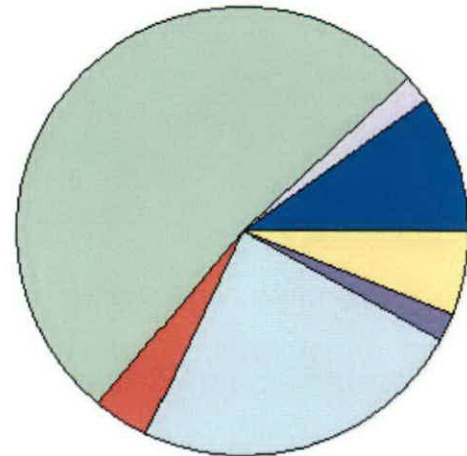
TIF Increment Value

Retained TIF Value


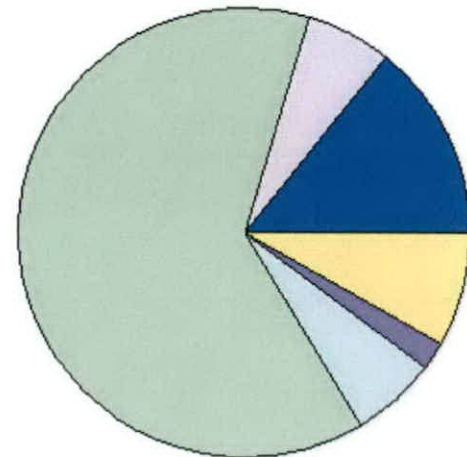
Net Assessed Value 27,984,265

Net Assessed Under Protest

* Public Service Protests Values are not included on this report.



Real	Count	Value
Agricultural	769	7,127,038
Commercial	127	2,978,091
Residential	2,369	31,194,611
Total Real Value	3,265	41,299,740
Homestead	880	886,192
Veteran	65	1,411,533
Other	1	27,500
Total Exempt	953	2,297,725



TIF Increment Value

Net Assessed 39,002,015

Net Assessed Under Protest

Senior Freeze	79	1,000,075
Capped Parcels	2,357	16,355,622

Personal	Count	Value
Agricultural	283	733,255
Commercial	119	3,359,641
Mobile Home	172	419,459
Total Personal	574	4,512,355
Total Exempt	63	62,752

TIF Increment Value

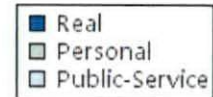
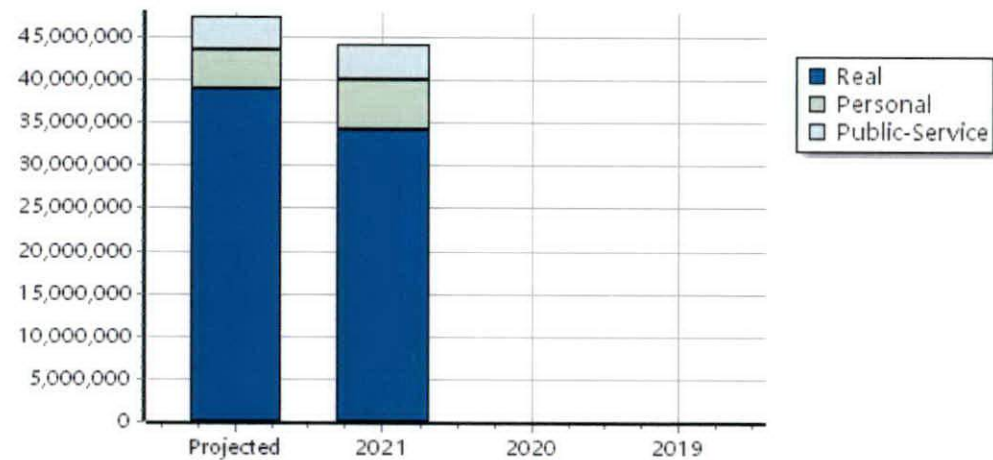
Net Assessed 4,449,603

Net Assessed Under Protest

Public Service	Count	Value
Total PS Value	52	3,918,905

TIF Increment Value

Net Assessed 3,918,905



District Totals

Total Gross Value	49,731,000
Homestead Loss	886,192
Other Exemption Loss	1,474,285
TIF Increment Value	
Retained TIF Value	
Net Assessed Value	47,370,523

Net Assessed Under Protest

* Public Service Protests Values are not included on this report.

Real	Count	Value
Agricultural	1,140	8,488,454
Commercial	72	1,278,691
Residential	1,604	10,396,240
Total Real Value	2,816	20,163,385
Homestead	668	690,677
Veteran	41	513,731
Other	0	0
Total Exempt	734	1,204,408

TIF Increment Value

Net Assessed 18,958,977

Net Assessed Under Protest

Senior Freeze	75	500,590
Capped Parcels	1,762	8,251,248

Personal	Count	Value
Agricultural	316	939,836
Commercial	98	1,791,269
Mobile Home	137	311,323
Total Personal	551	3,042,428
Total Exempt	86	13,012

TIF Increment Value

Net Assessed 3,029,416

Net Assessed Under Protest

Public Service	Count	Value
Total PS Value	51	8,445,268

TIF Increment Value

Net Assessed 8,445,268

District Totals

Total Gross Value	31,651,081
Homestead Loss	690,677
Other Exemption Loss	526,743

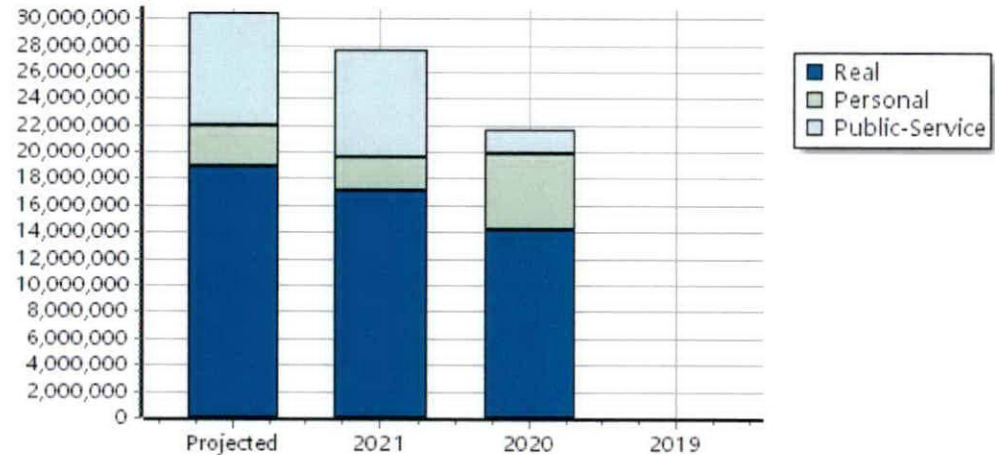
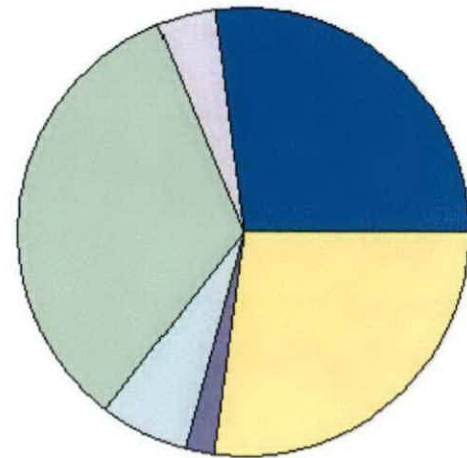
TIF Increment Value

Retained TIF Value

Net Assessed Value 30,433,661

Net Assessed Under Protest

* Public Service Protests Values are not included on this report.



Real	Count	Value
Agricultural	254	3,497,414
Commercial	392	11,538,483
Residential	3,264	36,809,328
Total Real Value	3,910	51,845,225
Homestead	1,200	1,239,301
Veteran	76	1,255,496
Other	0	0
Total Exempt	1,316	2,494,797

TIF Increment Value

Net Assessed 49,350,428

Net Assessed Under Protest

Senior Freeze	216	1,552,044
Capped Parcels	3,083	16,265,829

Personal	Count	Value
Agricultural	115	268,791
Commercial	328	3,947,653
Mobile Home	243	411,995
Total Personal	686	4,628,439
Total Exempt	39	5,498

TIF Increment Value

Net Assessed 4,622,941

Net Assessed Under Protest

Public Service	Count	Value
Total PS Value	49	4,105,454

TIF Increment Value

Net Assessed 4,105,454

District Totals

Total Gross Value	60,579,118
Homestead Loss	1,239,301
Other Exemption Loss	1,260,994

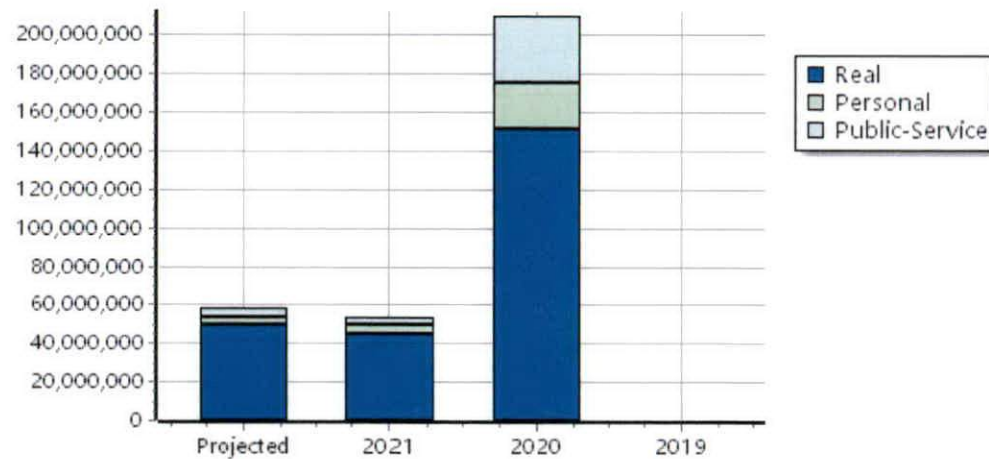

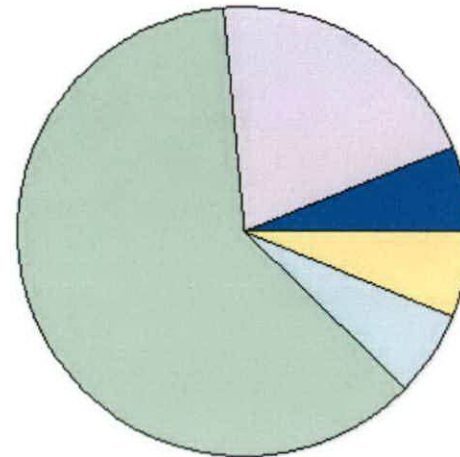
TIF Increment Value

Retained TIF Value

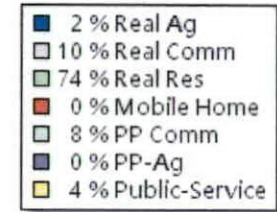
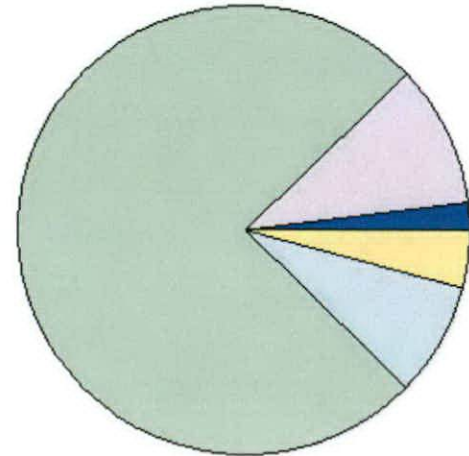
Net Assessed Value 58,078,823

Net Assessed Under Protest

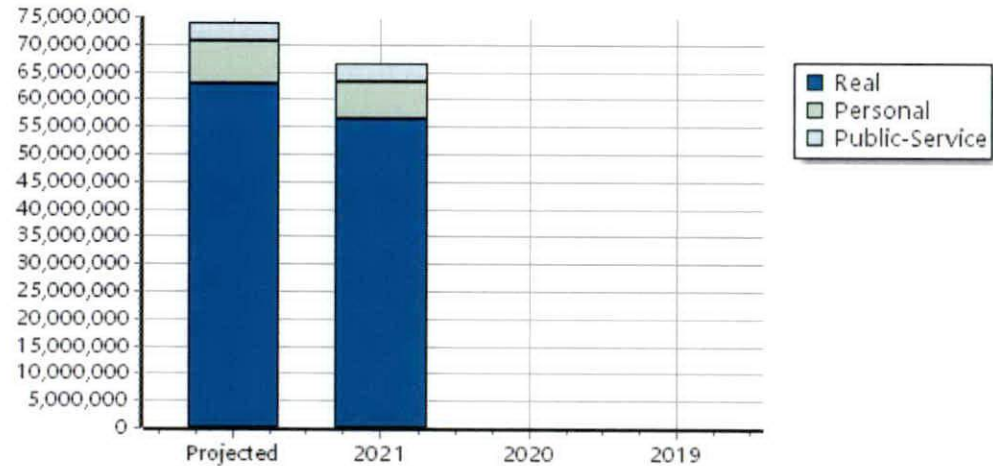
* Public Service Protests Values are not included on this report.



Real	Count	Value
Agricultural	304	2,303,545
Commercial	245	7,763,705
Residential	3,500	57,267,998
Total Real Value	4,049	67,335,248
Homestead	1,424	1,451,313
Veteran	117	2,876,674
Other	0	0
Total Exempt	1,570	4,327,987
TIF Increment Value		150,521
Net Assessed		62,856,740
Net Assessed Under Protest		
Senior Freeze	185	1,414,937
Capped Parcels	2,713	16,081,827



Personal	Count	Value
Agricultural	107	213,400
Commercial	229	6,886,873
Mobile Home	143	367,328
Total Personal	479	7,467,601
Total Exempt	34	3,739
TIF Increment Value		26,177
Net Assessed		7,437,685
Net Assessed Under Protest		
Public Service	Count	Value
Total PS Value	34	3,536,349
TIF Increment Value		0
Net Assessed		3,536,349



District Totals	
Total Gross Value	78,339,198
Homestead Loss	1,451,313
Other Exemption Loss	2,880,413
TIF Increment Value	176,698
Retained TIF Value	
Net Assessed Value	73,830,774
Net Assessed Under Protest	

* Public Service Protests Values are not included on this report.

TIF Project Summary						
Code	Description	Expires	Base Value	Increment Value	Retained Inc	Total Value
1	Blan City TIF	2032	648,072	176,698		1,001,467
Total TIF Valuation :			648,072	176,698	0	1,001,467

Real	Count	Value
Agricultural	30	474,497
Commercial	0	0
Residential	5	25,433
Total Real Value	35	499,930
Homestead	7	7,000
Veteran	0	0
Other	0	0
Total Exempt	7	7,000

TIF Increment Value

Net Assessed 492,930

Net Assessed Under Protest

Senior Freeze	1	4,192
Capped Parcels	16	109,832

Personal	Count	Value
Agricultural	3	5,222
Commercial	6	34,015
Mobile Home	1	1,400
Total Personal	10	40,637
Total Exempt	0	0

TIF Increment Value

Net Assessed 40,637

Net Assessed Under Protest

Public Service	Count	Value
Total PS Value	7	433,989

TIF Increment Value

Net Assessed 433,989

District Totals

Total Gross Value	974,556
Homestead Loss	7,000
Other Exemption Loss	0

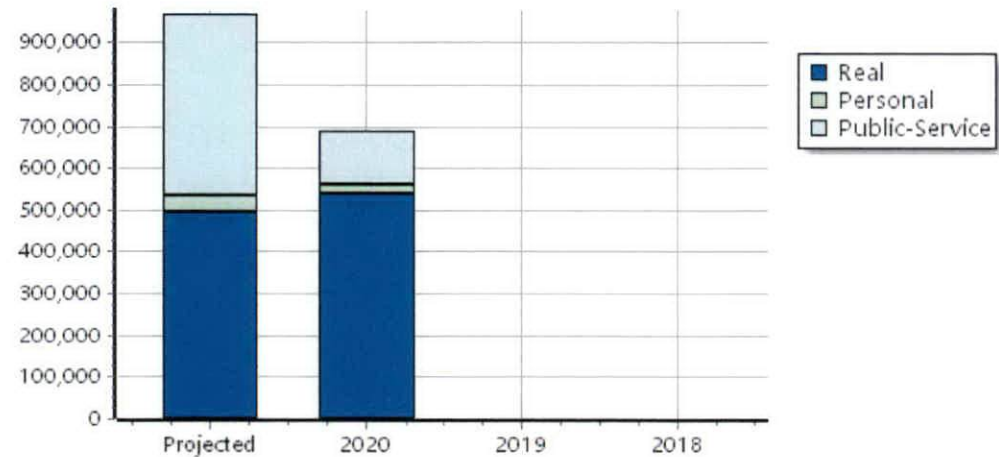
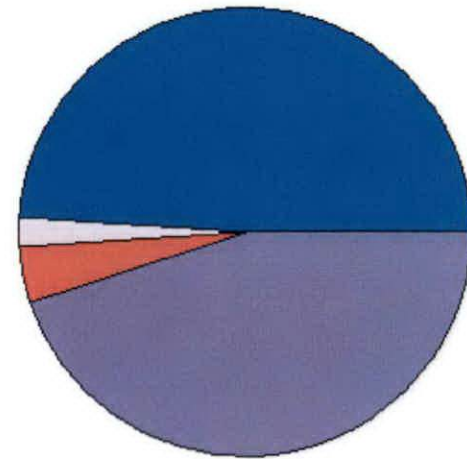
TIF Increment Value

Retained TIF Value

Net Assessed Value 967,556

Net Assessed Under Protest

* Public Service Protests Values are not included on this report.



Real	Count	Value
Agricultural	71	542,555
Commercial	1	3,267
Residential	67	438,266
Total Real Value	139	984,088
Homestead	45	46,000
Veteran	4	92,159
Other	0	0
Total Exempt	50	138,159

TIF Increment Value

Net Assessed 845,929

Net Assessed Under Protest

Senior Freeze	7	23,386
Capped Parcels	89	719,864

Personal	Count	Value
Agricultural	20	71,035
Commercial	12	92,744
Mobile Home	8	23,101
Total Personal	40	186,880
Total Exempt	7	900

TIF Increment Value

Net Assessed 185,980

Net Assessed Under Protest

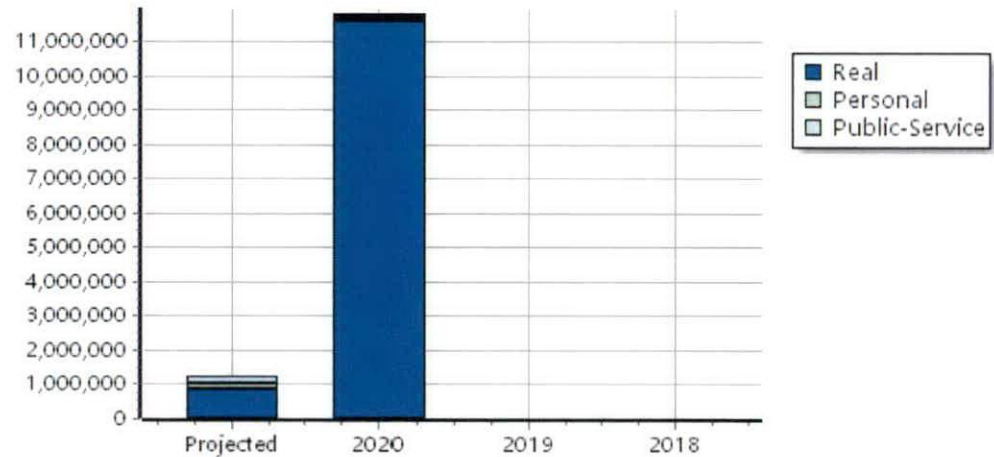
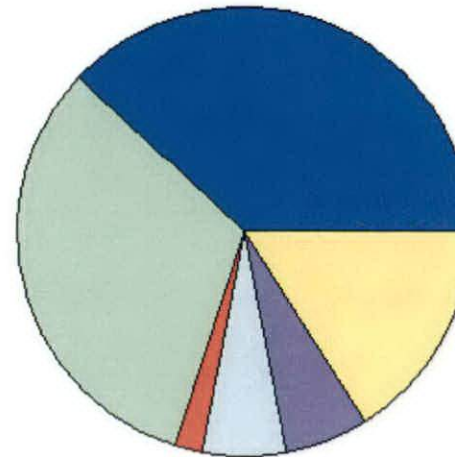
Public Service	Count	Value
Total PS Value	9	226,104
TIF Increment Value		
Net Assessed		226,104

District Totals

Total Gross Value	1,397,072
Homestead Loss	46,000
Other Exemption Loss	93,059
TIF Increment Value	
Retained TIF Value	
Net Assessed Value	1,258,013

Net Assessed Under Protest

* Public Service Protests Values are not included on this report.



Real	Count	Value
Agricultural	287	1,681,479
Commercial	9	184,211
Residential	342	3,534,688
Total Real Value	638	5,400,378
Homestead	159	163,247
Veteran	13	197,414
Other	0	0
Total Exempt	177	360,661

TIF Increment Value

Net Assessed 5,039,717

Net Assessed Under Protest

Senior Freeze	18	165,447
Capped Parcels	379	2,940,861

Personal	Count	Value
Agricultural	63	163,304
Commercial	43	3,580,103
Mobile Home	58	112,331
Total Personal	164	3,855,738
Total Exempt	15	2,000

TIF Increment Value

Net Assessed 3,853,738

Net Assessed Under Protest

Public Service	Count	Value
Total PS Value	19	1,315,328

TIF Increment Value

Net Assessed 1,315,328

District Totals

Total Gross Value	10,571,444
Homestead Loss	163,247
Other Exemption Loss	199,414

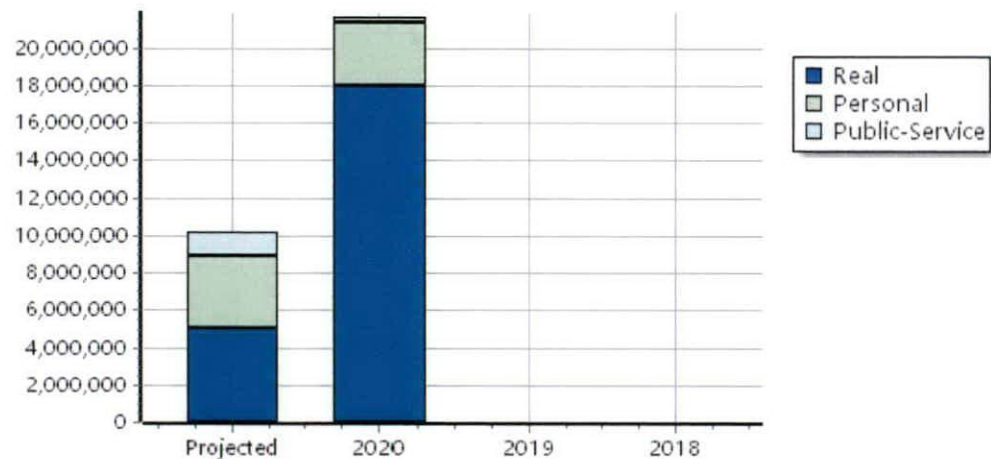
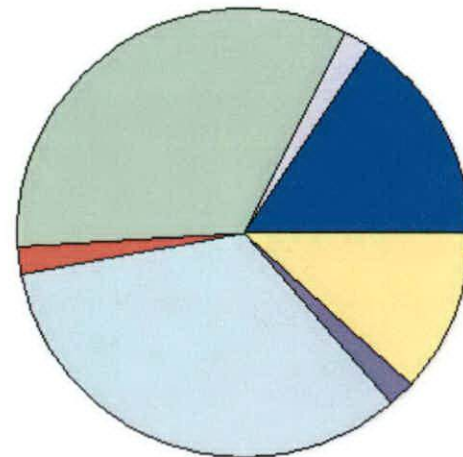
TIF Increment Value

Retained TIF Value

Net Assessed Value 10,208,783

Net Assessed Under Protest

* Public Service Protests Values are not included on this report.



Real	Count	Value
Agricultural	161	914,386
Commercial	112	7,331,092
Residential	884	26,505,986
Total Real Value	1,157	34,751,464
Homestead	346	348,000
Veteran	29	1,107,143
Other	0	0
Total Exempt	377	1,455,143

TIF Increment Value

Net Assessed 33,296,321

Net Assessed Under Protest

Senior Freeze	16	78,696
Capped Parcels	400	5,490,835

Personal	Count	Value
Agricultural	23	45,034
Commercial	101	2,598,071
Mobile Home	134	260,297
Total Personal	258	2,903,402
Total Exempt	11	1,575

TIF Increment Value

Net Assessed 2,901,827

Net Assessed Under Protest

Public Service	Count	Value
Total PS Value	22	383,932

TIF Increment Value

Net Assessed 383,932

District Totals

Total Gross Value	38,038,798
Homestead Loss	348,000
Other Exemption Loss	1,108,718

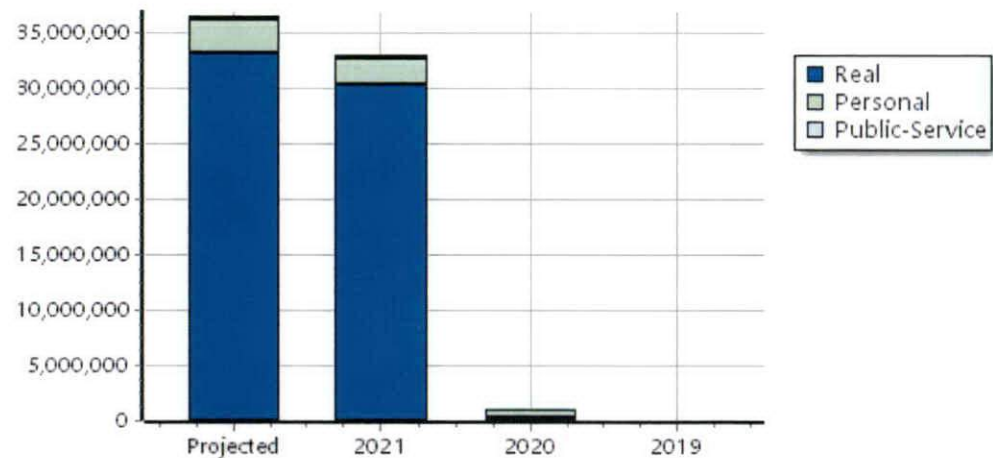
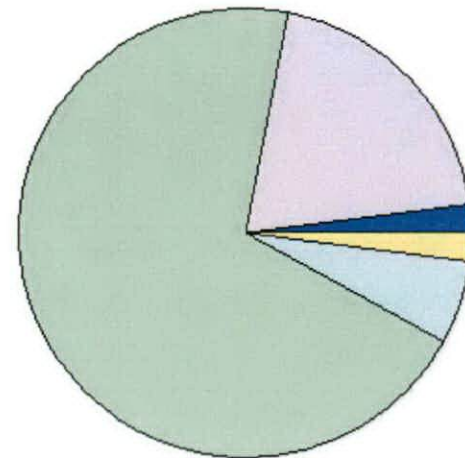
TIF Increment Value

Retained TIF Value

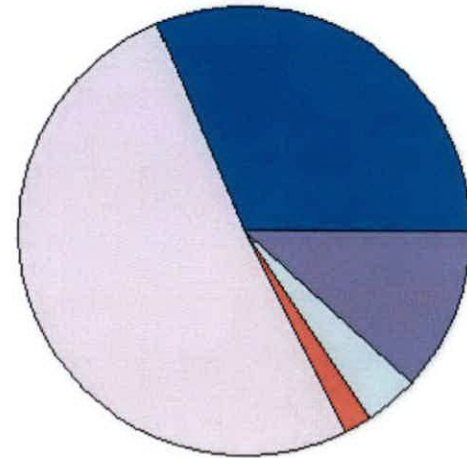
Net Assessed Value 36,582,080

Net Assessed Under Protest

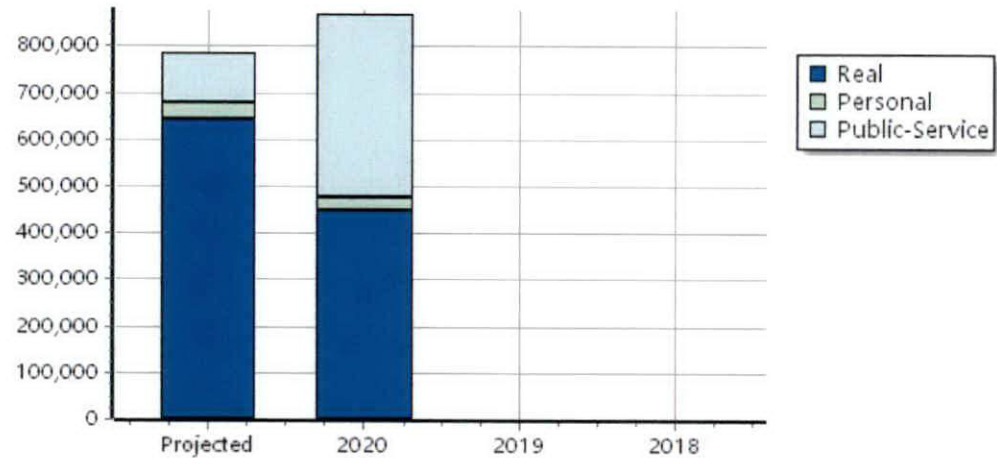
* Public Service Protests Values are not included on this report.



Real	Count	Value
Agricultural	31	268,714
Commercial	0	0
Residential	60	437,585
Total Real Value	91	706,299
Homestead	22	22,000
Veteran	2	43,454
Other	0	0
Total Exempt	24	65,454
TIF Increment Value		
Net Assessed		640,845
Net Assessed Under Protest		
Senior Freeze	0	0
Capped Parcels	63	264,487



Personal	Count	Value
Agricultural	14	26,119
Commercial	4	8,787
Mobile Home	6	2,578
Total Personal	24	37,484
Total Exempt	1	144
TIF Increment Value		
Net Assessed		37,340
Net Assessed Under Protest		
Public Service		
Total PS Value	4	108,361
TIF Increment Value		
Net Assessed		108,361



District Totals	
Total Gross Value	852,144
Homestead Loss	22,000
Other Exemption Loss	43,598
TIF Increment Value	
Retained TIF Value	
Net Assessed Value	786,546
Net Assessed Under Protest	

* Public Service Protests Values are not included on this report.

Real	Count	Value
Agricultural	45	233,750
Commercial	0	0
Residential	44	162,117
Total Real Value	89	395,867
Homestead	10	10,000
Veteran	1	17,532
Other	0	0
Total Exempt	11	27,532

TIF Increment Value

Net Assessed 368,335

Net Assessed Under Protest

Senior Freeze	1	9,347
Capped Parcels	64	759,594

Personal	Count	Value
Agricultural	8	22,801
Commercial	11	740,028
Mobile Home	5	6,139
Total Personal	24	768,968
Total Exempt	2	200

TIF Increment Value

Net Assessed 768,768

Net Assessed Under Protest

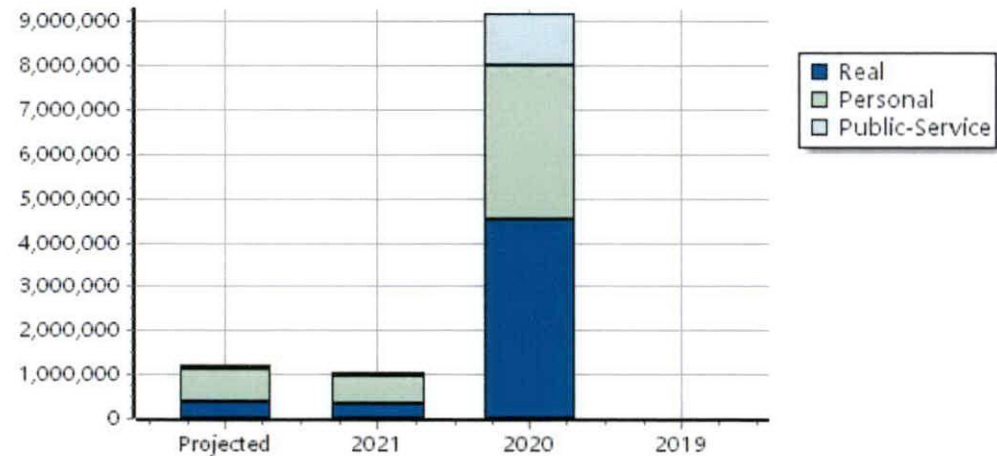
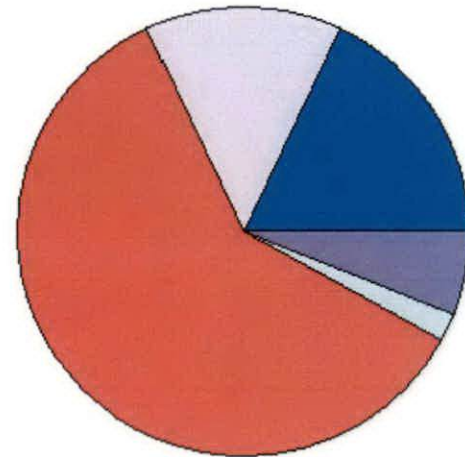
Public Service	Count	Value
Total PS Value	10	74,550
TIF Increment Value		
Net Assessed		74,550

District Totals

Total Gross Value	1,239,385
Homestead Loss	10,000
Other Exemption Loss	17,732
TIF Increment Value	
Retained TIF Value	
Net Assessed Value	1,211,653

Net Assessed Under Protest

* Public Service Protests Values are not included on this report.



Real	Count	Value
Agricultural	2	3,372
Commercial	0	0
Residential	148	2,035,687
Total Real Value	150	2,039,059
Homestead	76	77,000
Veteran	4	76,628
Other	0	0
Total Exempt	81	153,628

TIF Increment Value

Net Assessed 1,885,431

Net Assessed Under Protest

Senior Freeze	11	51,575
Capped Parcels	68	267,300

Personal	Count	Value
Agricultural	6	7,440
Commercial	6	15,255
Mobile Home	4	15,316
Total Personal	16	38,011
Total Exempt	2	300

TIF Increment Value

Net Assessed 37,711

Net Assessed Under Protest

Public Service	Count	Value
Total PS Value	4	30,458

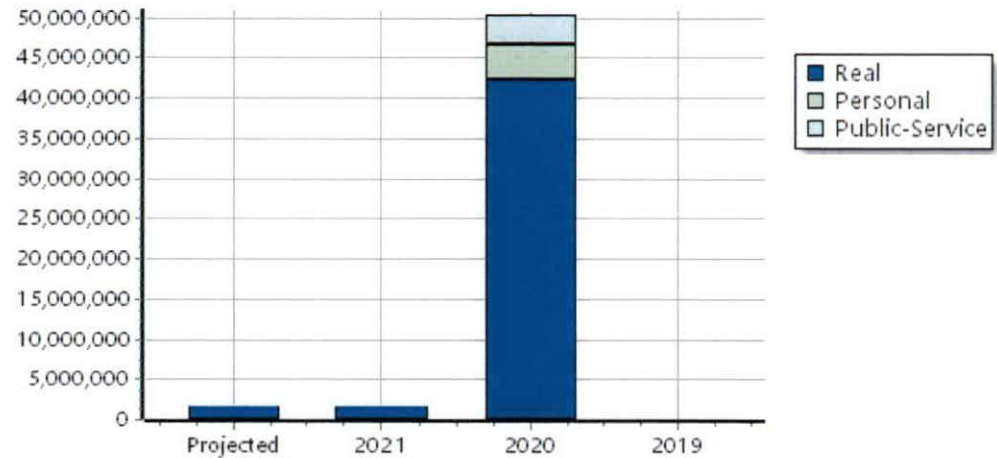
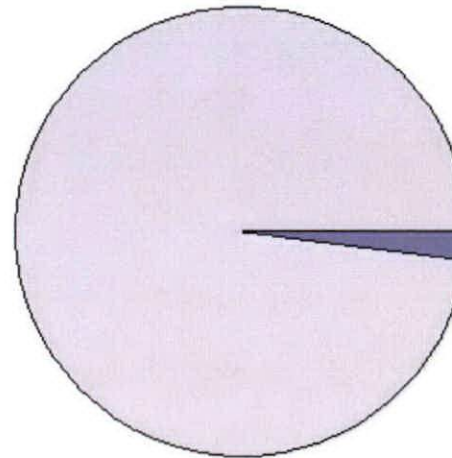
TIF Increment Value

Net Assessed 30,458

District Totals	
Total Gross Value	2,107,528
Homestead Loss	77,000
Other Exemption Loss	76,928
TIF Increment Value	
Retained TIF Value	
Net Assessed Value	1,953,600

Net Assessed Under Protest

* Public Service Protests Values are not included on this report.



Real	Count	Value
Agricultural	51	402,105
Commercial	0	0
Residential	40	162,163
Total Real Value	91	564,268
Homestead	17	19,000
Veteran	2	10,961
Other	0	0
Total Exempt	21	29,961

TIF Increment Value

Net Assessed 534,307

Net Assessed Under Protest

Senior Freeze	2	25,268
Capped Parcels	47	148,678

Personal	Count	Value
Agricultural	11	25,436
Commercial	3	15,707
Mobile Home	8	18,618
Total Personal	22	59,761
Total Exempt	4	500

TIF Increment Value

Net Assessed 59,261

Net Assessed Under Protest

Public Service	Count	Value
Total PS Value	6	48,588

TIF Increment Value

Net Assessed 48,588

District Totals

Total Gross Value	672,617
Homestead Loss	19,000
Other Exemption Loss	11,461

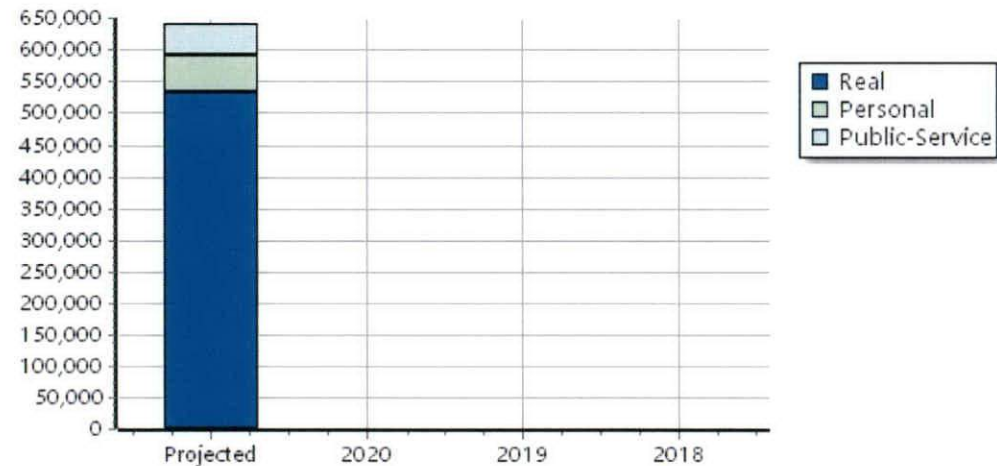
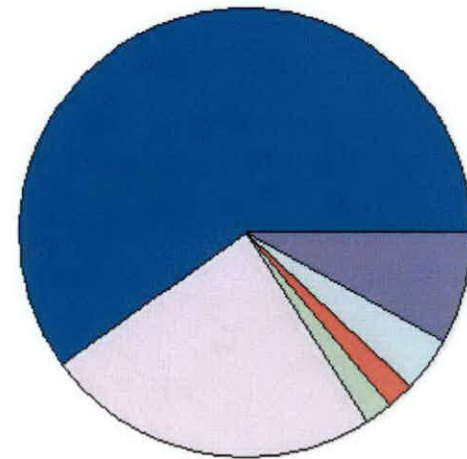
TIF Increment Value

Retained TIF Value

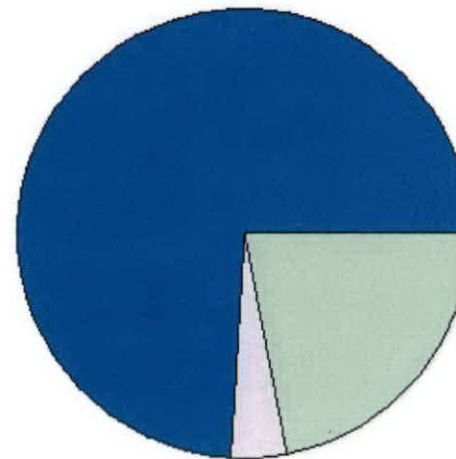
Net Assessed Value 642,156

Net Assessed Under Protest

* Public Service Protests Values are not included on this report.

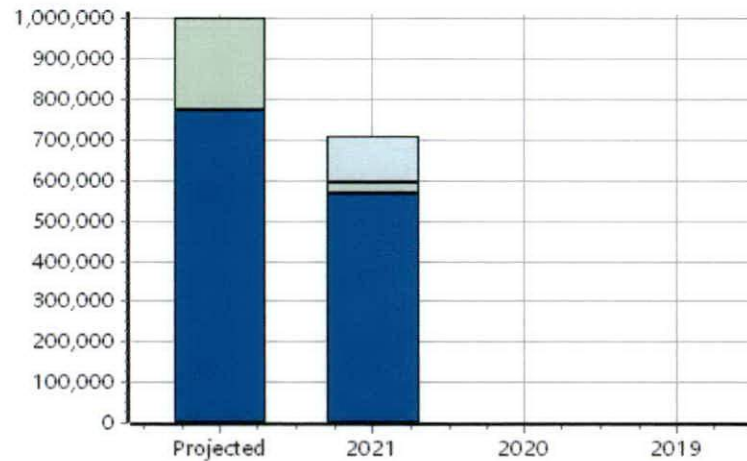


Real	Count	Value
Agricultural	0	0
Commercial	25	742,165
Residential	4	32,946
Total Real Value	29	775,111
Homestead	1	2,000
Veteran	0	0
Other	0	0
Total Exempt	2	2,000
TIF Base/Retained Value		622,590
Net Assessed		150,521
Net Assessed Under Protest		
Senior Freeze	1	6,879
Capped Parcels	22	300,260



■ 74 % Real Comm
 □ 4 % Real Res
 □ 22 % PP Comm

Personal	Count	Value
Agricultural	0	0
Commercial	17	228,356
Mobile Home	0	0
Total Personal	17	228,356
Total Exempt	0	0
TIF Base/Retained Value		202,179
Net Assessed		26,177
Net Assessed Under Protest		
Public Service	Count	Value
Total PS Value	0	0
TIF Base/Retained Value		0
Net Assessed		0



■ Real
 □ Personal
 □ Public-Service

District Totals	
Total Gross Value	1,003,467
Homestead Loss	2,000
Other Exemption Loss	0
TIF Base Value	648,072
Base Retained Value	
Net Assessed Value	353,395
Net Assessed Under Protest	

* Public Service Protests Values are not included on this report.

TIF Project Summary						
Code	Description	Expires	Base Value	Increment Value	Retained Inc	Total Value
1	Blan City TIF	2032	648,072	176,698		1,001,467
Total TIF Valuation :			648,072	176,698	0	1,001,467

Real	Count	Value
Agricultural	51	402,105
Commercial	0	0
Residential	40	162,163
Total Real Value	91	564,268
Homestead	17	19,000
Veteran	2	10,961
Other	0	0
Total Exempt	21	29,961

TIF Increment Value

Net Assessed 534,307

Net Assessed Under Protest

Senior Freeze	2	25,268
Capped Parcels	47	148,678

Personal	Count	Value
Agricultural	11	25,436
Commercial	3	15,707
Mobile Home	8	18,618
Total Personal	22	59,761
Total Exempt	4	500

TIF Increment Value

Net Assessed 59,261

Net Assessed Under Protest

Public Service	Count	Value
Total PS Value	6	48,588

TIF Increment Value

Net Assessed 48,588

District Totals

Total Gross Value	672,617
Homestead Loss	19,000
Other Exemption Loss	11,461

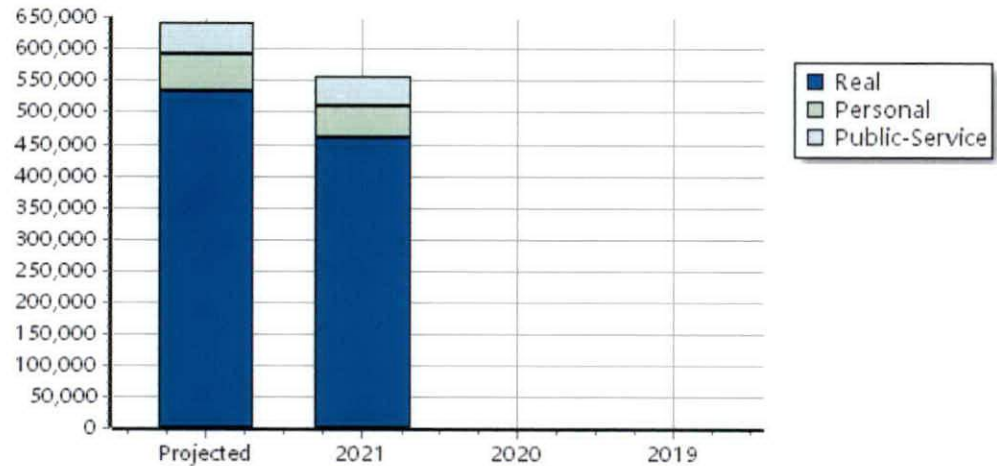
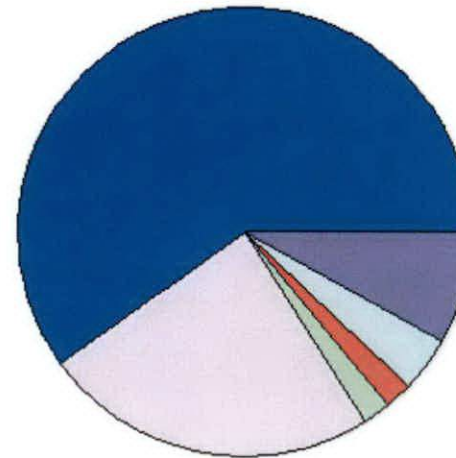
TIF Increment Value

Retained TIF Value

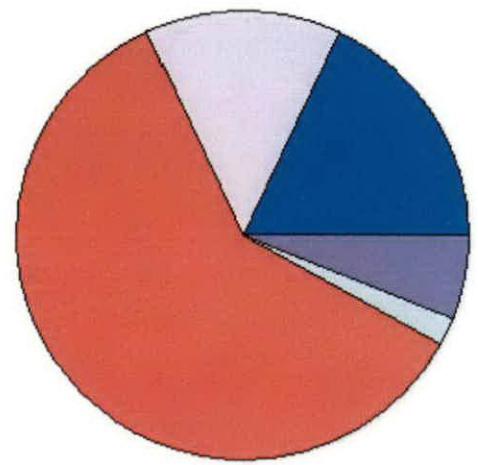
Net Assessed Value 642,156

Net Assessed Under Protest

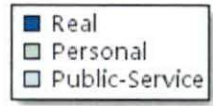
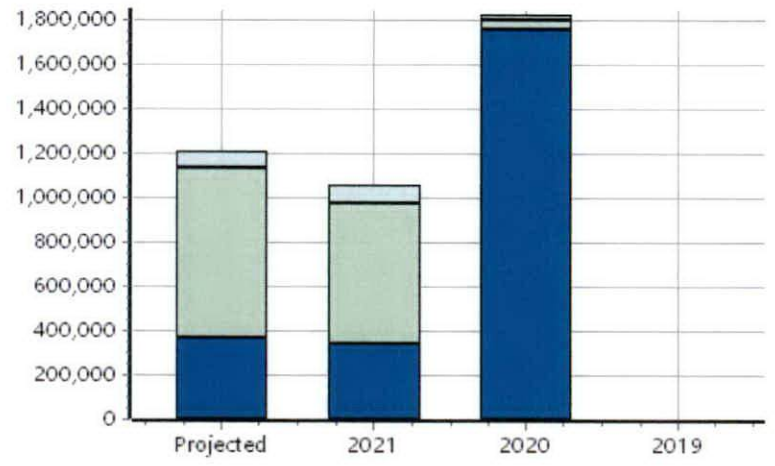
* Public Service Protests Values are not included on this report.



Real	Count	Value
Agricultural	45	233,750
Commercial	0	0
Residential	44	162,117
Total Real Value	89	395,867
Homestead	10	10,000
Veteran	1	17,532
Other	0	0
Total Exempt	11	27,532
TIF Increment Value		
Net Assessed		368,335
Net Assessed Under Protest		
Senior Freeze	1	9,347
Capped Parcels	64	759,594



Personal	Count	Value
Agricultural	8	22,801
Commercial	11	740,028
Mobile Home	5	6,139
Total Personal	24	768,968
Total Exempt	2	200
TIF Increment Value		
Net Assessed		768,768
Net Assessed Under Protest		

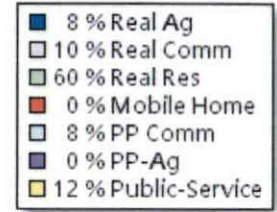
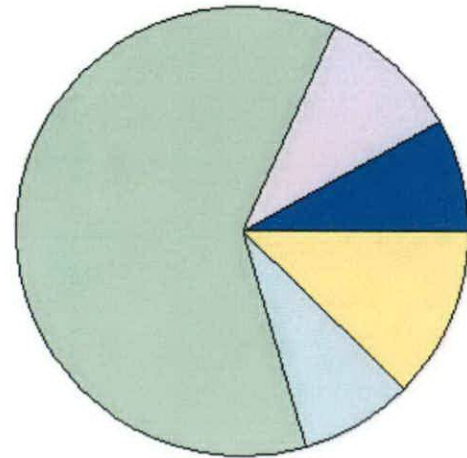


Public Service	Count	Value
Total PS Value	10	74,550
TIF Increment Value		
Net Assessed		74,550

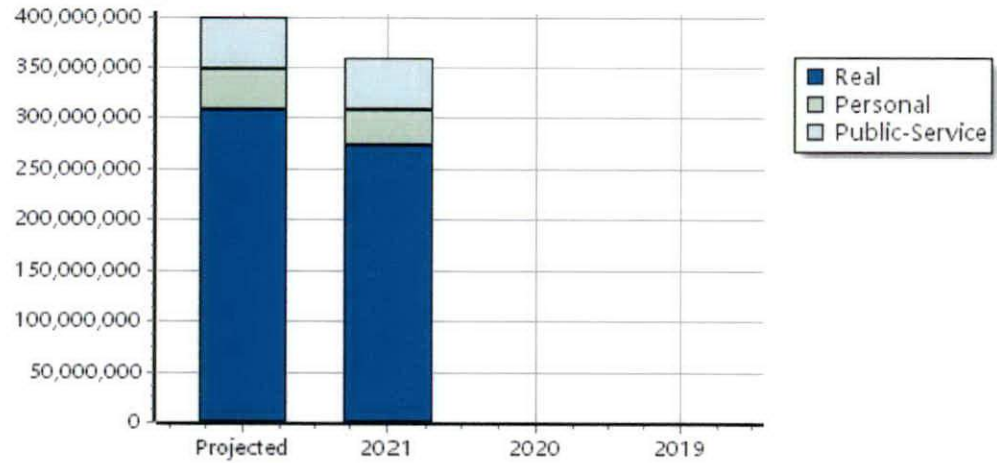
District Totals	
Total Gross Value	1,239,385
Homestead Loss	10,000
Other Exemption Loss	17,732
TIF Increment Value	
Retained TIF Value	
Net Assessed Value	1,211,653
Net Assessed Under Protest	

* Public Service Protests Values are not included on this report.

Real	Count	Value
Agricultural	3,718	31,012,707
Commercial	1,219	42,044,646
Residential	18,418	254,286,840
Total Real Value	23,355	327,344,193
Homestead	7,132	7,280,231
Veteran	557	11,633,128
Other	1	27,500
Total Exempt	7,847	18,913,359
TIF Increment Value		150,521
Net Assessed		308,280,313
Net Assessed Under Protest		
Senior Freeze	904	6,649,964
Capped Parcels	14,622	85,418,356



Personal	Count	Value
Agricultural	1,269	3,190,469
Commercial	1,240	33,264,756
Mobile Home	1,269	2,902,407
Total Personal	3,778	39,357,632
Total Exempt	343	100,835
TIF Increment Value		26,177
Net Assessed		39,230,620
Net Assessed Under Protest		
Public Service	Count	Value
Total PS Value	297	51,592,165
TIF Increment Value		0
Net Assessed		51,592,165



District Totals	
Total Gross Value	418,293,990
Homestead Loss	7,280,231
Other Exemption Loss	11,733,963
TIF Increment Value	176,698
Retained TIF Value	
Net Assessed Value	399,103,098
Net Assessed Under Protest	

TIF Project Summary						
Code	Description	Expires	Base Value	Increment Value	Retained Inc	Total Value
1	Blan City TIF	2032	648,072	176,698		1,001,467
Total TIF Valuation :			648,072	176,698	0	1,001,467

* Public Service Protests Values are not included on this report.

Real	Count	Value
Agricultural	161	914,386
Commercial	112	7,331,092
Residential	884	26,505,986
Total Real Value	1,157	34,751,464

Homestead	346	348,000
Veteran	29	1,107,143
Other	0	0
Total Exempt	377	1,455,143

TIF Increment Value

Net Assessed 33,296,321

Net Assessed Under Protest

Senior Freeze	16	78,696
Capped Parcels	400	5,490,835

Personal	Count	Value
Agricultural	23	45,034
Commercial	101	2,598,071
Mobile Home	134	260,297
Total Personal	258	2,903,402

Total Exempt 11 1,575

TIF Increment Value

Net Assessed 2,901,827

Net Assessed Under Protest

Public Service	Count	Value
Total PS Value	22	383,932

TIF Increment Value

Net Assessed 383,932

District Totals

Total Gross Value	38,038,798
Homestead Loss	348,000
Other Exemption Loss	1,108,718

TIF Increment Value

Retained TIF Value

Net Assessed Value 36,582,080

Net Assessed Under Protest

* Public Service Protests Values are not included on this report.

